

**SWISS
pearl**[®]
by **Eternit**[®]

2016

Detailkatalog




SOFTLINE



ROBERTO



ALTO 3 sizes



QUADRA 3 sizes



SAMURAI



GEISHA



PALMA 3 sizes



DELTA 45 9 sizes



DELTA 45 3 sizes



DELTA 60 7 sizes



DELTA 60



DELTA 25/35 4 sizes



DELTA 25



TOKYO 3 sizes



BIASCA



LAUSANNE 2 sizes



SPINDEL 2 sizes



LANDING

SQUARELINE



CARAT 5 sizes



BOX 7 sizes



CUSTOMLINE

CUSTOMLINE

DESIGN



SPONECK CHAIR



SPONECK TABLE



GUHL CHAIR



GUHL TABLE



HOCUSPOCUS TABLE



ECAL CHAIR



ECAL TABLE



CHEERS WINE RACK



TRASH CUBE STOOL



BIRDY NEST BOX



ARROW



SUMO 2 sizes



GINKGO



SUSHI 2 sizes



TWISTA 2 sizes



WAVE



BALCONIA 4 sizes



BONSAI 3 sizes



KYOTO 6 sizes



KYOTO LOW 5 sizes



OSAKA 5 sizes



OSAKA LOW 4 sizes



ALADIN 3 sizes



PLANTSHIP



OSAKA 106



CONFETTI



DUNE LOUNGE



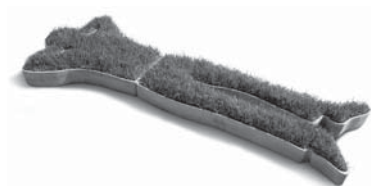
DUNE TABLE



DIE BANK BENCH



MUNELI



RELAX!



TETRIS SHELF



MOLD LAMP

4 SOFTLINE

| | | | | | | | GREY | ANTRACITE | RAL À LA CARTE |
|---------------------------|--------|--------|-------|---------|--------|----------|------|-----------|----------------|
| BALCONIA | | | | | | No | | | |
| | 40 cm | 17 cm | 17 cm | 3,5 kg | 8,2 l | 8011689 | | 8028246 | |
| | 60 cm | 17 cm | 17 cm | 5,5 kg | 13,6 l | 8011701 | | 8027478 | |
| | 80 cm | 17 cm | 17 cm | 6,0 kg | 18,4 l | 8011714 | | 8028247 | |
| | 100 cm | 17 cm | 17 cm | 9,0 kg | 23,0 l | 8027322 | | 8032416 | |
| BALCONIA DECOR | | | | | | | | | |
| | 40 cm | 17 cm | 17 cm | 3,5 kg | 8,2 l | 8011983 | | 8028243 | |
| | 60 cm | 17 cm | 17 cm | 5,5 kg | 13,6 l | 8011986 | | 8027486 | |
| | 80 cm | 17 cm | 17 cm | 6,0 kg | 18,4 l | 8011995 | | 8028244 | |
| | 100 cm | 17 cm | 17 cm | 9,0 kg | 23,0 l | 8027323 | | 8032417 | |
| BALCONIA RESERVOIR | | | | | | | | | |
| | 60 cm | 17 cm | 20 cm | 6,5 kg | 13,6 l | 8011992 | | | |
| BALCONIA | | | | | | | | | |
| | 43 cm | 20 cm | 3 cm | 1,1 kg | | 8011694 | | 8028248 | |
| | 63 cm | 20 cm | 3 cm | 1,7 kg | | 8011708 | | 8028249 | |
| | 83 cm | 20 cm | 3 cm | 2,5 kg | | 8011720 | | 8028250 | |
| DELTA 25 | | | | | | | | | |
| | 80 cm | 25 cm | 25 cm | 13,0 kg | 35 l | 8011833 | | 8028255 | |
| | 100 cm | 25 cm | 25 cm | 15,0 kg | 45 l | 8011838 | | 8028256 | |
| DELTA | | | | | | | | | |
| | 63 cm | 28 cm | 6 cm | 2,8 kg | | 8011672* | | 8054090* | |
| | 83 cm | 28 cm | 6 cm | 3,2 kg | | 8011677 | | 8053928 | |
| | 103 cm | 28 cm | 6 cm | 3,9 kg | | 8011684 | | 8053929 | |
| DELTA 25 | | | | | | | | | |
| | Ø50 cm | | 25 cm | 7,5 kg | 47 l | 8059253 | | 8059254 | |
| DELTA 35 | | | | | | | | | |
| | 80 cm | 30 cm | 35 cm | 19,0 kg | 65 l | 8011853 | | 8054007 | |
| | 100 cm | 30 cm | 35 cm | 23,5 kg | 85 l | 8011856 | | 8054006 | |
| DELTA 45 | | | | | | | | | |
| | 45 cm | 45 cm | 45 cm | 18,5 kg | 80 l | 8011874 | | 8054011 | |
| | 60 cm | 60 cm | 45 cm | 27,0 kg | 120 l | 8011877 | | 8054013 | |
| | 80 cm | 80 cm | 45 cm | 38,0 kg | 260 l | 8011880 | | 8054015 | |
| | 100 cm | 100 cm | 45 cm | 53,0 kg | 420 l | 8011857 | | 8053946 | |

* up to exhaustion of stock | so lange Vorrat | jusqu'à épuisement du stock | fino a esaurimento delle scorte

5 SOFTLINE

| | | | | | | GREY | ANTRACITE | RAL À LA CARTE |
|---------------------|---------|-------|--------|---------|-------|---------|-----------|----------------|
| DELTA 45 | | | | | | No | No | |
| | Ø50 cm | | 45 cm | 16,5 kg | 88 l | 8011876 | 8054016 | |
| | Ø75 cm | | 45 cm | 27,5 kg | 185 l | 8011879 | 8054017 | |
| | Ø100 cm | | 45 cm | 42,0 kg | 330 l | 8011858 | 8053947 | |
| DELTA 45 | 60 cm | 45 cm | 45 cm | 23,0 kg | 110 l | 8011859 | 8054012 | |
| | 80 cm | 45 cm | 45 cm | 29,0 kg | 140 l | 8011861 | 8054014 | |
| | 100 cm | 45 cm | 45 cm | 33,0 kg | 180 l | 8011865 | 8054008 | |
| | 120 cm | 45 cm | 45 cm | 38,0 kg | 200 l | 8011870 | 8054009 | |
| | 140 cm | 45 cm | 45 cm | 45,0 kg | 260 l | 8011872 | 8054010 | |
| DELTA 60 | | | | | | | | |
| | 80 cm | 55 cm | 60 cm | 40,0 kg | 265 l | 8012083 | 8054024 | |
| | 100 cm | 55 cm | 60 cm | 46,0 kg | 330 l | 8011869 | 8054019 | |
| | 120 cm | 55 cm | 60 cm | 52,5 kg | 396 l | 8012079 | 8054020 | |
| DELTA 60 | | | | | | | | |
| | 60 cm | 60 cm | 60 cm | 35,0 kg | 180 l | 8043606 | 8054022 | |
| | 80 cm | 80 cm | 60 cm | 46,0 kg | 320 l | 8024164 | 8054025 | |
| DELTA 60 | | | | | | | | |
| | Ø75 cm | | 60 cm | 33,0 kg | 265 l | 8018546 | 8054026 | |
| LAUSANNE | Ø70 cm | | 23 cm | 10,0 kg | 65 l | 8011796 | 8054049 | |
| | Ø90 cm | | 30 cm | 20,0 kg | 120 l | 8011800 | 8054048 | |
| SPINDEL | Ø37 cm | | 60 cm | 6,5 kg | 7 l | 8011793 | 8053937* | |
| | Ø56 cm | | 92 cm | 14,0 kg | 20 l | 8011801 | 8054071* | |
| BIASCA | 93 cm | 93 cm | 32 cm | 14,5 kg | 31 l | 8011802 | 8054401 | |
| PALMA | Ø46 cm | | 78 cm | 21,0 kg | 85 l | 8049576 | 8054061 | |
| | Ø47 cm | | 106 cm | 27,0 kg | 110 l | 8049577 | 8054062 | |
| | Ø88 cm | | 76 cm | 40,0 kg | 310 l | 8053542 | 8054060 | |

* up to exhaustion of stock | so lange Vorrat | jusqu'à épuisement du stock | fino a esaurimento delle scorte

7 SOFTLINE

| | | | | | | | GREY | ANTRACITE | RAL À LA CARTE |
|---------------------|-----------|-------|--------|---------|-------|----------|------|-----------|----------------|
| GEISHA | | | | | | No | | | |
| | Ø44 cm | | 65 cm | 13,0 kg | 85 l | 8042369 | | 8054033 | |
| TOKYO | | | | | | | | | |
| | (1) 44 cm | 44 cm | 45 cm | 10,0 kg | 45 l | 8043555 | | 8054080 | |
| | (2) 53 cm | 53 cm | 55 cm | 19,0 kg | 80 l | 8047399 | | 8054081 | |
| | (3) 70 cm | 70 cm | 40 cm | 16,0 kg | 70 l | 8038514 | | 8054082 | |
| TOKYO SAUCER | | | | | | | | | |
| | (1) 44 cm | 44 cm | 5,5 cm | 1,1 kg | | 8050594 | | 8054083 | |
| | (2) 53 cm | 53 cm | 5,5 cm | 1,4 kg | | 8052498 | | 8054084 | |
| | (3) 70 cm | 70 cm | 5,5 cm | 2,0 kg | | 8042751 | | 8053982 | |
| SAMURAI | | | | | | | | | |
| | 44 cm | 44 cm | 65 cm | 16,0 kg | 95 l | 8042739 | | 8054070 | |
| GINKO | | | | | | | | | |
| | Ø59/38 cm | | 57 cm | 14,0 kg | 90 l | | | 8054034* | |
| ARROW | | | | | | | | | |
| | 35 cm | 35 cm | 70 cm | 18,0 kg | 80 l | 8038512* | | 8053989* | |
| SUSHI | | | | | | | | | |
| | Ø50 cm | | 50 cm | 17,0 kg | 70 l | 8038505 | | 8054077 | |
| | Ø65 cm | | 65 cm | 30,0 kg | 180 l | 8047947 | | 8054078 | |
| TWISTA | | | | | | | | | |
| | 60 cm | 30 cm | 60 cm | 19,0 kg | 85 l | 8028686 | | 8054086 | |
| | 60 cm | 60 cm | 60 cm | 29,5 kg | 170 l | 8030119 | | 8054087 | |
| | | | | | | | | | |
| WAVE | | | | | | | | | |
| | 57 cm | 34 cm | 57 cm | 15,0 kg | 94 l | 8047948 | | 8054093 | |

* up to exhaustion of stock | so lange Vorrat | jusqu'à épuisement du stock | fino a esaurimento delle scorte

8 SOFTLINE

| | | | | | | | GREY | ANTRACITE | RAL À LA CARTE |
|----------------------|---|---------|--------|----------|--------|---------|---------|-----------|----------------|
| ALADIN | | | | | | | | | |
| | | | | | | | | | |
| | Ø112 cm | | 59 cm | 75,0 kg | 400 l | 8043317 | 8053983 | | |
| | Ø138 cm | | 73 cm | 125,0 kg | 690 l | 8043312 | 8053984 | | |
| | Ø165 cm | | 87 cm | 145,0 kg | 1200 l | 8039291 | 8053985 | | |
| BONSAI | | | | | | | | | |
| | | | | | | | | | |
| | Ø112 cm | | 40 cm | 33,0 kg | 350 l | 8047764 | 8053996 | | |
| | Ø138 cm | | 50 cm | 50,0 kg | 620 l | 8047943 | 8053997 | | |
| | Ø165 cm | | 60 cm | 86,0 kg | 1050 l | 8047944 | 8053998 | | |
| PLANTSHIP | | | | | | | | | |
| | 142 cm | 40 cm | 40/32 | 27,0 kg | 130 l | 8038483 | 8054064 | | |
| LANDING | | | | | | | | | |
| | 65 cm | 63 cm | 54 cm | 17,5 kg | 105 l | 8055203 | 8055961 | | |
| CONFETTI | | | | | | | | | |
| | 60 cm | 60 cm | 25 cm | 6,0 kg | 43 l | 8056735 | 8056736 | | |
| SAUCER ROUND | | | | | | | | | |
| | (1) Ø30 cm | | 4,5 cm | 1,0 kg | | 8011732 | 8053930 | | |
| | (2) Ø35 cm | | 4,5 cm | 1,2 kg | | 8011736 | 8053931 | | |
| | (3) Ø40 cm | | 5,0 cm | 1,6 kg | | 8011745 | 8053934 | | |
| | (4) Ø46 cm | | 5,0 cm | 2,1 kg | | 8011755 | 8053935 | | |
| | (5) Ø52 cm | | 5,0 cm | 2,4 kg | | 8011758 | 8053936 | | |
| | (6) Ø62,5 cm | | 5,0 cm | 2,6 kg | | 8049351 | 8054092 | | |
| | (1) KYOTO Ø35 cm (2) ALTO (3) GEISHA, KYOTO Ø44 cm, ROBERTO (4) KYOTO Ø53 cm, SPINDEL Ø37 cm, SUMO Ø35 cm, PALMA Ø46 cm (5) LAUSANNE, SUMO Ø45 cm (6) KYOTO Ø70 cm, SUSHI Ø50 cm, DELTA Ø50 cm | | | | | | | | |
| SAUCER SQUARE | | | | | | | | | |
| | (1) 30 cm | 30 cm | 4,5 cm | 1,5 kg | | 8032308 | 8053980 | | |
| | | 35 cm | 35 cm | 4,5 cm | 1,6 kg | 8011740 | 8053932 | | |
| | (2) 40 cm | 40 cm | 5,0 cm | 2,0 kg | | 8053777 | 8054088 | | |
| | (3) 40 cm | 40 cm | 4,0 cm | 2,1 kg | | 8011749 | 8054740 | | |
| | (4) 45 cm | 45 cm | 5,0 cm | 2,2 kg | | 8050521 | 8054089 | | |
| | (5) 62,5 cm | 62,5 cm | 5,0 cm | 3,0 kg | | 8042846 | 8054091 | | |
| | (1) OSAKA 35×35 cm, QUADRA (2) OSAKA 44×44 cm, SAMURAI (3) ARROW (4) OSAKA 53×53 cm (5) OSAKA 70×70 cm | | | | | | | | |

9 SQUARELINE

| | | | | | | No | | No | |
|------------------|--------|-------|-------|---------|-------|----------------|---------|------------|---------|
| CARAT | 80 cm | 45 cm | 45 cm | 33,8 kg | 145 l | | | | |
| | | | | | | 7020 Antracite | 8032865 | 7060 Titan | 8032879 |
| | | | | | | 7090 Ivory | 8032888 | 7080 Amber | 8032897 |
| | | | | | | 7070 Topaz | 8032906 | 7030 Ruby | 8032915 |
| | 100 cm | 45 cm | 45 cm | 39,5 kg | 182 l | | | | |
| | | | | | | 7020 Antracite | 8032866 | 7060 Titan | 8032880 |
| | | | | | | 7090 Ivory | 8032889 | 7080 Amber | 8032898 |
| | | | | | | 7070 Topaz | 8032907 | 7030 Ruby | 8032916 |

| | | | | | | | | | |
|------------------|-------|-------|---------|---------|-------|----------------|---------|------------|---------|
| CARAT | 60 cm | 60 cm | 60 cm | 39,8 kg | 195 l | | | | |
| | | | | | | 7020 Antracite | 8032859 | 7060 Titan | 8032874 |
| | | | | | | 7090 Ivory | 8032883 | 7080 Amber | 8032892 |
| | | | | | | 7070 Topaz | 8032901 | 7030 Ruby | 8032910 |
| | 80 cm | 60 cm | 60 cm | 47,5 kg | 263 l | | | | |
| | | | | | | 7020 Antracite | 8032861 | 7060 Titan | 8032875 |
| | | | | | | 7090 Ivory | 8032884 | 7080 Amber | 8032893 |
| | | | | | | 7070 Topaz | 8032902 | 7030 Ruby | 8032911 |
| 100 cm | 60 cm | 60 cm | 55,1 kg | 331 l | | | | | |
| | | | | | | 7020 Antracite | 8032862 | 7060 Titan | 8032876 |
| | | | | | | 7090 Ivory | 8032885 | 7080 Amber | 8032894 |
| | | | | | | 7070 Topaz | 8032903 | 7030 Ruby | 8032912 |

| | | | | | | | | | |
|----------------|-------|-------|-------|---------|-------|----------------|---------|----------------|---------|
| BOX | 45 cm | 45 cm | 45 cm | 25,0 kg | 90 l | | | | |
| | | | | | | 7020 Antracite | 8044786 | | |
| | | | | | | 7090 Ivory | 8044815 | | |
| | | | | | | 7060 Titan | 8044844 | | |
| | 60 cm | 60 cm | 60 cm | 44,0 kg | 210 l | | | | |
| | | | | | | 7020 Antracite | 8044792 | 7020 Antracite | 8044803 |
| | | | | | | 7090 Ivory | 8044821 | 7090 Ivory | 8044832 |
| | | | | | | 7060 Titan | 8044850 | 7060 Titan | 8044861 |

Cushion | Kissen | Coussin | Cuscino

| | | | | | | | |
|-------|-------|-------|--------|--|-------|---------|--|
| 43 cm | 43 cm | 10 cm | 1,0 kg | | white | 8047285 | |
| | | | | | black | 8047286 | |

Element | Einsatz | Piece d'insert | Riporto

| | | | | | | | |
|-------|-------|-------|--------|--|------|---------|--|
| 42 cm | 42 cm | 36 cm | 3,0 kg | | wood | 8047564 | |
|-------|-------|-------|--------|--|------|---------|--|

| | | | | | | | | | |
|----------------|--------|-------|-------|---------|-------|----------------|---------|----------------|---------|
| BOX | 80 cm | 45 cm | 45 cm | 36,0 kg | 160 l | | | | |
| | | | | | | 7020 Antracite | 8044787 | 7020 Antracite | 8044798 |
| | | | | | | 7090 Ivory | 8044816 | 7090 Ivory | 8044827 |
| | | | | | | 7060 Titan | 8044845 | 7060 Titan | 8044856 |
| | 100 cm | 45 cm | 45 cm | 43,0 kg | 200 l | | | | |
| | | | | | | 7020 Antracite | 8044788 | 7020 Antracite | 8044799 |
| | | | | | | 7090 Ivory | 8044817 | 7090 Ivory | 8044828 |
| | | | | | | 7060 Titan | 8044846 | 7060 Titan | 8044857 |

| | | | | | | | | | |
|----------------|-------|-------|---------|---------|-------|----------------|---------|----------------|---------|
| BOX | 60 cm | 30 cm | 60 cm | 31,0 kg | 100 l | | | | |
| | | | | | | 7020 Antracite | 8044791 | | |
| | | | | | | 7090 Ivory | 8044820 | | |
| | | | | | | 7060 Titan | 8044849 | | |
| | 80 cm | 60 cm | 60 cm | 53,0 kg | 280 l | | | | |
| | | | | | | 7020 Antracite | 8044793 | 7020 Antracite | 8044804 |
| | | | | | | 7090 Ivory | 8044822 | 7090 Ivory | 8044833 |
| | | | | | | 7060 Titan | 8044851 | 7060 Titan | 8044862 |
| 100 cm | 60 cm | 60 cm | 61,0 kg | 350 l | | | | | |
| | | | | | | 7020 Antracite | 8044794 | 7020 Antracite | 8044805 |
| | | | | | | 7090 Ivory | 8044823 | 7090 Ivory | 8044834 |
| | | | | | | 7060 Titan | 8044852 | 7060 Titan | 8044863 |

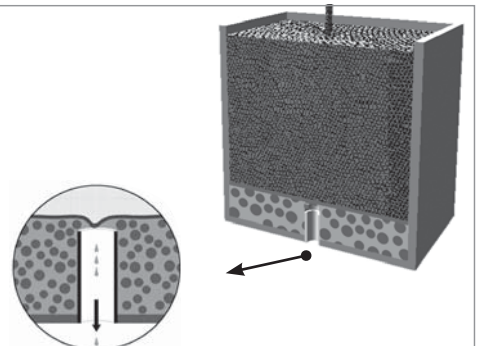
10 CUSTOMLINE

| CUSTOMLINE | | | |
|------------|-----------|-----------|-----------|
| | 20-250 cm | 15-250 cm | 15-100 cm |
| | | | |
| | | | |
| | | | |
| | | | |
| | | | |
| | | | |
| | | | |
| | | | |
| | | | |

- on request
- auf Anfrage
- sur demande
- su richiesta



WATER OVERFLOWS AND RESERVOIRS
 WASSERÜBERLAUF UND WASSERSPEICHER
 TROP-PLEIN ET RESERVOIR D'EAU
 LO SCARICO E LA RISERVA D'ACQUA



11 DESIGN

| | | | | | | | GREY | ANTRACITE | TITAN |
|-----------------------------|--------|-------|-------|---------|-----|----------------|--------------|----------------|---------|
| BIRDY NEST BOX | 21 cm | 16 cm | 22 cm | 1,2 kg | 100 | No 8038517 | 102.- | No 8053995* | No |
| CHEERS WINE RACK | 38 cm | 25 cm | 31 cm | 4,8 kg | 8 | 8049585 | 119.- | 8056828 | |
| DIE BANK BENCH | 160 cm | 45 cm | 46 cm | 50,0 kg | 2 | | | 8054027 | |
| DUNE LOUNGE | 96 cm | 95 cm | 60 cm | 48,0 kg | 1 | CENTER | | 8054029 | 8046756 |
| | 96 cm | 95 cm | 60 cm | 48,0 kg | 1 | LEFT | | 8054030 | 8046754 |
| | 96 cm | 95 cm | 60 cm | 48,0 kg | 1 | RIGHT | | 8054031 | 8046755 |
| DUNE TABLE | 96 cm | 89 cm | 36 cm | 44,0 kg | 1 | | | 8054028 | 8046757 |
| ECAL CHAIR | 42 cm | 32 cm | 42 cm | 8,5 kg | 4 | 8038529 | | 8054289 | |
| ECAL TABLE | 70 cm | 49 cm | 27 cm | 16,5 kg | 3 | 8038532 | | 8054032 | |
| GUHL CHAIR | 79 cm | 54 cm | 61 cm | 24,2 kg | 2 | 8011932 | | | |
| | 79 cm | 54 cm | 61 cm | 30,0 kg | 2 | 8027659 IN BOX | | | |
| GUHL TABLE | 72 cm | 40 cm | 22 cm | 11,0 kg | 4 | 8018800 | | | |

* up to exhaustion of stock | so lange Vorrat | jusqu'à épuisement du stock | fino a esaurimento delle scorte

12 DESIGN

| | | | | | | | GREY | ANTRACITE | TITAN |
|-------------------------|-------------------------|--------|-------|---------|----|---------------------------------------|------|---|-------|
| HOCUSPOCUS TABLE | | | | | | No | | | |
| | 45 cm | 45 cm | 43 cm | 10 kg | 2 | 8052338 | | 8054036 | |
| | 58 cm | 58 cm | 36 cm | 10 kg | 2 | 8052138 | | 8054037 | |
| MUNELI 2 PIECES | | | | | | | | | |
| | 133 cm | 106 cm | 12 cm | 46 kg | 1 | 8045729** | | | |
| | | | | | | | | | |
| RELAX! 2 PIECES | | | | | | | | | |
| | 189 cm | 76 cm | 12 cm | 17 kg | 1 | 8030932** | | | |
| | | | | | | | | | |
| SPONECK CHAIR | | | | | | | | | |
| | 77,5 cm | 50 cm | 60 cm | 25,7 kg | 2 | 8038504 | | | |
| | Sitzkissen Felt Cover | | | | | | | | |
| | 86 cm | 45 cm | 1 cm | | 1 | 8039271 (anthracite) 8039273 (red) | | 8039272 (red/anthracite) 8039274 (lemongras) | |
| SPONECK TABLE | | | | | | | | | |
| | 50 cm | 50 cm | 25 cm | 21 kg | 2 | 8038497 | | | |
| | | | | | | | | | |
| TRASH CUBE STOOL | | | | | | | | | |
| | 31 cm | 31 cm | 36 cm | 48 kg | 6 | 8045730 | | | |
| | | | | | | | | | |
| TETRIS SHELF | | | | | | | | | |
| | 81 cm | 35 cm | 54 cm | 11 kg | 6 | 8041156 | | | |
| | | | | | | | | | |
| MOLD LAMP | | | | | | | | | |
| | Ø27 cm | | 32 cm | 2,5 kg | 24 | 8038519 | | | |
| | | | | | | | | | |

** on demand | auf Anfrage | sur demande | su richiesta



Beratung und Verkauf

Casa Verde Innen + Aussenbegrünung AG

Rorschacherstr. 308

9016 St.Gallen

Telefon: 071 28 800 28

Telefax: 071 28 800 21

E-Mail: info@casaverde.swiss

Webseite: www.casaverde.swiss

Öffnungszeiten "Casa Verde Verkaufs-Ausstellung"

Montag bis Freitag: 13.30h - 17.30h

Samstag geschlossen

(Saison: 1. Mai bis 30. Juni; Samstag 8.00 – 14.00 Uhr)